

























RESULTS SUMMARY

2020 ICF CANOE SPRINT AND PARACANOE WORLD CUP SZEGED

C1 Men 500m

| Rank | Heat | Lane | NF | Name(s) | 250m | Time | |
|------|------|------|---|-------------------------|------------------|--------------------------|----|
| 1 | 2 | 4 |  ITA | Carlo TACCHINI | 54.11 +1.52 | 1:48.35 | FA |
| 2 | 2 | 5 |  MDA | Oleg TARNOVSCHI | 52.59 | 1:48.42 +0.07 | SF |
| 3 | 3 | 5 |  CZE | Filip DVORAK | 59.14 +0.26 | 1:49.47 +1.12 | FA |
| 4 | 3 | 8 |  GEO | Aleksandre TSIVTSIVADZE | 59.57 +0.43 | 1:50.03 +1.68 | SF |
| 5 | 3 | 2 |  HUN | David KORISANSZKY | 58.88 | 1:50.24 +1.89 | SF |
| 6 | 1 | 5 |  BUL | Angel KODINOV | 53.33 | 1:50.51 +2.15 | FA |
| 7 | 1 | 2 |  ITA | Daniele SANTINI | 55.21 +0.89 | 1:51.03 +2.67 | SF |
| 8 | 2 | 1 |  GER | Felix GEBHARDT | 53.88 +1.29 | 1:51.57 +3.21 | SF |
| 9 | 1 | 7 |  RUS | Mikhail PAVLOV | 54.32 +0.98 | 1:52.49 +4.13 | SF |
| 10 | 2 | 7 |  HUN | Balazs KISS | 54.91 +2.32 | 1:52.92 +4.57 | SF |
| 11 | 1 | 4 |  ESP | David BARREIRO | 54.54 +0.22 | 1:53.64 +5.29 | SF |
| 12 | 3 | 3 |  CRO | Stefo LUTZ | 1:00.53 +0.95 | 1:53.76 +5.40 | SF |
| 13 | 2 | 3 |  AUT | Manfred PALLINGER | 55.76 +0.85 | 1:54.15 +5.80 | SF |
| 14 | 3 | 7 |  UKR | Dmytro IANCHUK | 59.84 +0.26 | 1:54.36 +6.00 | SF |
| 15 | 1 | 3 |  UKR | Denys DAVYDOV | 56.09 +1.77 | 1:54.49 +6.14 | SF |
| 16 | 3 | 4 |  EST | Joosep KARLSON | 1:01.71 +2.14 | 1:54.60 +6.24 | SF |
| 17 | 3 | 6 |  EST | Deniss TIHHOMIROV | 1:02.42 +2.85 | 1:54.66 +6.31 | SF |
| 18 | 2 | 8 |  FRA | Loic LEONARD | 57.22 +2.31 | 1:55.81 +7.45 | SF |
| 19 | 1 | 1 |  CZE | Antonin HRABAL | 55.92 +1.60 | 1:56.19 +7.83 | SF |
| 20 | 3 | 1 |  SRB | Dusan MILOSEVIC | 1:04.27 +4.69 | 1:56.37 +8.02 | |
| 21 | 1 | 6 |  LAT | Roberts LAGZDINS | 56.33 +2.01 | 1:57.02 +8.66 | SF |
| 22 | 1 | 8 |  FRA | Clement JACQUET | 57.08 +2.76 | 1:57.36 +9.00 | |
| 23 | 2 | 2 |  LTU | Dominykas PAZERA | 56.72 +1.81 | 2:05.27 +16.91 | SF |
| 24 | 2 | 6 |  ROU | Stefan-Andrei STRAT | 58.19 +0.96 | 2:06.25 +17.90 | |