























RESULTS SUMMARY

2020 ICF CANOE SPRINT AND PARACANOE WORLD CUP SZEGED

C1 Men 1000m

Rank	Heat	Lane	NF	Name(s)	250m	500m	750m	Time	
1	1	5	 FRA	Adrien BART	1:01.38 +0.41	2:08.98	3:17.54	4:23.13	FA
2	2	5	 ITA	Carlo TACCHINI	1:04.31 +3.34	2:10.86 +3.07	3:16.36 +0.53	4:23.52	FA +0.39
3	1	1	 UKR	Yurii VANDIUK	1:02.74 +1.77	2:09.87 +0.43	3:17.65 +0.11	4:23.76	SF +0.63
4	3	8	 RUS	Kirill SHAMSHURIN	1:02.60 +0.61	2:08.68 +1.12	3:19.19 +1.17	4:25.58	FA +2.45
5	3	1	 HUN	Andras BODONYI	1:04.47 +1.86	2:11.79 +3.11	3:20.78 +1.59	4:25.92	SF +2.79
6	2	6	 LAT	Roberts LAGZDINS	1:05.25 +0.90	2:14.06 +1.60	3:20.95 +1.00	4:28.79	SF +5.66
7	1	3	 CZE	Filip DVORAK	1:03.39 +2.43	2:10.62 +1.19	3:19.42 +1.87	4:29.29	SF +6.16
8	1	6	 EST	Joosep KARLSON	1:04.36 +3.39	2:12.85 +3.42	3:21.90 +0.23	4:30.20	SF +7.07
9	2	7	 HUN	Balazs KISS	1:04.35 +0.03	2:12.45 +1.58	3:19.95 +3.59	4:30.40	SF +7.27
10	1	8	 RUS	Ilya PERVUKHIN	1:02.27 +1.30	2:10.94 +1.51	3:21.33 +3.78	4:31.11	SF +7.98
11	1	2	 GER	Felix GEBHARDT	1:01.45 +0.49	2:10.51 +1.08	3:20.48 +2.94	4:31.64	SF +8.51
12	2	1	 MDA	Mihai CHIHAIA	1:01.51 +0.54	2:10.06 +2.27	3:20.91 +0.95	4:32.06	SF +8.93
13	3	7	 MDA	Serghei TARNOVSCHI	1:01.98	2:07.56	3:18.01	4:34.89	SF +11.76
14	3	2	 ESP	David BARREIRO	1:04.16 +1.56	2:13.71 +5.02	3:25.27 +6.08	4:35.62	SF +12.49
15	3	5	 UKR	Pavlo ALTUKHOV	1:03.64 +1.04	2:11.69 +3.01	3:25.11 +5.92	4:35.72	SF +12.59
16	3	4	 FRA	Thomas SIMART	1:04.47 +1.87	2:13.95 +5.26	3:27.12 +7.93	4:36.13	SF +13.00
17	3	3	 USA	Ian ROSS	1:04.17 +1.57	2:13.66 +4.98	3:27.00 +7.81	4:36.72	SF +13.59
18	3	6	 CZE	Tomas JANDA	1:06.10 +3.50	2:15.71 +7.03	3:28.06 +8.87	4:37.03	SF +13.90
19	2	8	 ROU	Constantin DIBA	1:05.58 +1.23	2:14.96 +2.51	3:25.30 +5.34	4:37.79	SF +14.66
20	2	4	 BUL	Angel KODINOV	1:00.96	2:07.79	3:15.83	4:38.38	SF +15.25
21	1	9	 GEO	Aleksandre TSIVTSIVADZE	1:00.96	2:09.43 +0.45	3:21.66 +0.33	4:43.18	SF +20.05
22	2	2	 LTU	Dominykas PAZERA	1:04.48 +0.12	2:15.50 +0.54	3:31.74 +6.44	4:50.59	SF +27.46
23	2	3	 EST	Deniss TIHHOMIROV	1:05.75 +0.17	2:18.50 +3.53	3:38.45 +13.15	4:57.32	SF +34.19
24	1	7	 SRB	Milos PETROVIC	1:06.53 +5.57	2:22.21 +12.78	3:42.69 +21.03	5:01.14	SF +38.01
25	1	4	 AUT	Manfred PALLINGER	1:05.12 +4.15	2:15.35 +5.92	3:36.01 +14.35	5:06.74	SF +43.61